

EPIC® SIGNAL M23 12 PCB



M23

EPIC® Einsätze 12-way M23

PCB

A1, B1, B2 가

Made in Germany



CE UK CA



PCB

B1/B2 M23

(15.07.2024)

©2024 Lapp Group - all rights reserved.

<http://lappkorea.lappgroup.com>

data sheet

PN 0456 / 02_03.16

EPIC® SIGNAL M23 12 PCB

ETIM 5:	ETIM 5.0 Class-ID: EC000438
	ETIM 5.0 class :
ETIM 6:	ETIM 6.0 Class-ID: EC000438
	ETIM 6.0 Class-Description: Contact insert for industrial connectors
(V):	IEC 61984 : 100V
:	1.5 kV
(A):	7 A
:	3
:	< 4 mOhm
:	
/ :	12
	12*1mm PCB-solder contacts
:	PCB Ø 1.0 mm. B1/B2
	: 4 mm
:	100
:	-25°C ~+125°C

. P- ' = (), E- = (P-) , E- , P-
 가 VAT 가 가 .



EPIC® SIGNAL M23 12 PCB

	Article description				Packaging unit
12-	, P- = ()				
44420107	P-	+ , PCB	12	12	5
44420108	P-	+ , PCB	12	12	5
12-	, E- = ()				
44420066	E-Part	+ , PCB	12	12	5
44420106	E-Part	+ , PCB	12	12	5

(15.07.2024)

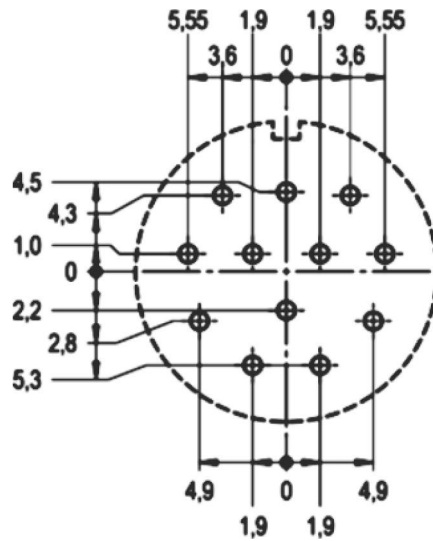

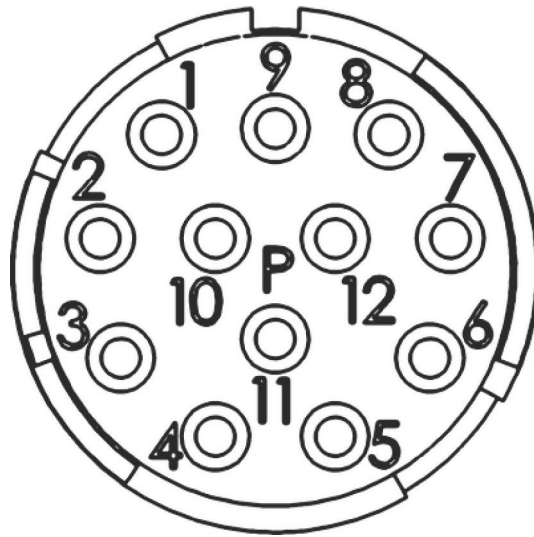
©2024 Lapp Group - all rights reserved.

<http://lappkorea.lappgroup.com>

data sheet

PN 0456 / 02_03.16

EPIC® SIGNAL M23 12 PCB



(15.07.2024)